

**FUSION**  
COMMERCIAL

# 2-BULB HEAT LAMP INSTRUCTION MANUAL



**IMPORTANT:**  
Safety Recommendations Inside

M O D E L

**510FC**

1023222

To register your product and activate the warranty, go to [www.tomlinsonind.com](http://www.tomlinsonind.com). Click on the SUPPORT tab, then click on PRODUCT REGISTRATION.

Customer Service: (800) 945-4589 ext. 112  
Should you have any concerns regarding your appliance, you should first call Tomlinson Customer Service hotline between 8am and 5pm Eastern Standard Time, Monday through Friday.  
Refer to Model #510FC - 1023222

**tomlinson**<sup>®</sup>


Manufactured in China / Fabricado en China  
© 2010 Tomlinson Industries





QUALITY VALUE PERFORMANCE

**IMPORTANT!**

**READ THESE INSTRUCTIONS BEFORE OPERATING.  
KEEP THIS BOOKLET FOR FUTURE REFERENCE.**

 **WARNING:** A risk of fire and electrical shock exists in all electrical appliances and may cause personal injury or death. Please follow all safety instructions carefully.

 **CAUTION:** This appliance produces heat during use. Proper precautions must be taken to prevent risk of burns, fire or other injury to persons or damage to property.

 **CAUTION:** When using electrical appliances, basic safety precautions should always be followed to reduce the risk of fire, electric shock and injury.

**Please follow these basic safety rules!**

- READ ALL INSTRUCTIONS BEFORE USE.
- Improper installation, adjustments, alterations or maintenance can cause property damage and / or injury.
- To ensure proper stability and safety, the top portion of the heat lamp (section with shades) must always be positioned directly above the base section as shown on front cover of the Owner's Manual.
- Do not touch hot surfaces. User should avoid touching aluminum shades and base. Use knobs, hot pads or pot holders
- Do not carry this product by gripping the stand alone and never carry the lamp by gripping the shades..
- To protect against electrical shock, do not immerse this appliance, cord or plug in water or other liquid.
- Do not place this appliance on an unstable surface.
- Close supervision is necessary when this appliance is used by or near children.
- "ON / OFF" Switch should be in OFF position prior to connecting and disconnecting from power source.
- Locate this appliance a reasonable distance from combustible walls and materials to prevent the possibility of discoloration or combustion.
- Do not store or use gasoline or other flammable vapors and liquids near this appliance or any other appliance.
- Do not use outdoors.

- Do not let cord hang over edge of table or counter, or touch hot surfaces.
- To prevent rust and corrosion, avoid excessive contact with water and other liquids.
- Do not place on or near a hot gas or electric burner or in a heated oven.
- Do not use accessories or attachments not recommended by the manufacturer.
- Do not use appliance for other than its intended use.
- Unplug appliance from outlet when not in use and before cleaning. Allow to cool completely before putting on or taking off parts, and before cleaning and storing.
- Do not clean with metal scouring pad or harsh abrasives.
- To avoid possibility of electrical shock or personal injury, do not steam clean or use excessive water to clean this appliance.
- Do not use or attempt to repair a malfunctioning appliance. Contact Customer Service at 1-800-945-4589 for return or repair authorization.
- Do not leave this appliance unattended while in use.

## SAVE THESE INSTRUCTIONS

As a safety feature, this appliance has a grounded plug to reduce the risk of electrical shock. The plug is intended to fit into a grounded outlet only. If the plug does not fit into the outlet, contact a qualified electrician. Do not attempt to defeat this safety feature.

## Getting to know your FUSION COMMERCIAL 2-Bulb Heat

### Lamp

The FUSION COMMERCIAL 2-Bulb Heat Lamp combines high quality construction and product features with smart design for excellent performance.



- 1 ON / OFF Switch (away from heat)
- 2 Highly polished chrome plated stand
- 3 Adjustable height extension
- 4 Electroplated aluminum shades
- 5 Skid resistant feet
- 6 12" x 20" warming area (pan not included)

## Power Capacity

Heat Lamp operates at 120 volts, 4.2 amps and 500 watts.

## Before Using for the first time

- 1 Remove all packaging materials, labels and literature.
- 2 Clean the appliance
  - a. Always unplug appliance prior to cleaning.
  - b. Do not immerse appliance in water.
  - c. Clean with a clean, damp cloth.
  - d. Do not use abrasive cleaners or pads as they can damage the surface.
  - e. Mild cleaners and plastic scouring pads may be used if necessary.

## To Operate your 2-Bulb Heat Lamp

- 1 Set appliance on a level, stable surface and plug power cord into grounded outlet.
- 2 Do not allow your customers to come in contact with any surfaces labeled "CAUTION HOT".
- 3 Place precooked food under lamps. The base accepts standard 12" x 20" or fractional steam table pans
- 4 Adjust height as necessary
- 5 Always maintain food temperature of 150° F or above.
- 6 Do not operate lamp for long periods of time without food.
- 7 Not recommended for use on Corian® surface.

## Care & Cleaning

- 1 Turn lamp to OFF and unplug appliance from outlet.
- 2 Allow the appliance to completely cool.
- 3 Do not immerse appliance in water.
- 4 Clean with a clean, damp cloth.
- 5 Do not use abrasive cleaners / pads as they can damage the surface (mild cleaners and plastic scouring pads may be used if necessary).

## One Year Limited Warranty

Tomlinson Industries guarantees to the original purchaser of each Tomlinson Fusion Commercial 510FC 2-Bulb Heat Lamp that any part thereof which proves to be defective in material or workmanship within one year of the date of shipment will be repaired or a replacement part furnished F.O.B. our factory. Warranty will not apply if our examination shows oven to be defective as the result of negligence, abuse, misapplication or alteration by other than ourselves. Tomlinson will not be responsible for unauthorized field service. Contact factory at 1-800-945-4589 ext. 112 for instructions.

To register your product and activate the warranty, go to [www.tomlinsonind.com](http://www.tomlinsonind.com). Click on the SUPPORT tab, then click on PRODUCT REGISTRATION.