

New Juice Faucet

From Tomlinson Industries



Tomlinson's new SPBJU Juice Faucet will easily dispense thick pulpy juices and beverages.

- Designed for use on beverage containers and dispensers
- Unique seal/seat design helps shear pulp at shut off for leak-free operation
- No after drip
- Fast flow rate: 1.43 gallons per minute
3.05 ounces per second
5.41 liters per minute
- Temperature rating: 170°F, 77°C
- Pressure rating: 6 PSI; .41 BAR
- Made of FDA grade materials
- NSF listed
- Easy to clean and maintain

Several handle options are available for the SPBJU Faucet including:

- the signature Tomlinson Wishbone Handle
- the new Crystal Handle to add instant upscale appeal to the beverage container
- the Cup Trip Handle for one hand dispensing
- the Tomlinson Nudger Handle

Call us today for more information!
216-587-3400 ext. 297 or 235

tomlinson[®]



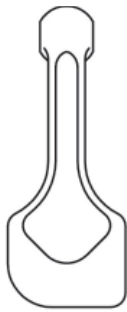
Juice Faucet
with Crystal Handle



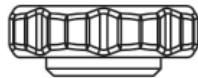
Juice Faucet
with Cup Trip Handle



Juice Faucet
with Nudger Handle



1. Handle
#1902180



2. Bonnet
#1922991



3. Large O-Ring
#1903318



4. Spring
#1918309



5. Medium O-Ring
#1919199



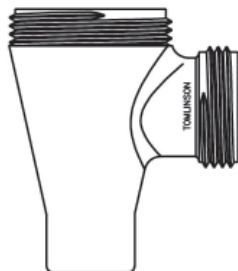
6. Cup
#1918312



7. Small O-Ring
#1917677



8. Stem
#1917673



9. Body
#1922990

Cleaning the SPBJU Juice Faucet

1. Remove upper assembly by unscrewing the bonnet (#2).
2. Dismantle upper assembly by carefully pulling handle (#1) from stem (#8) while applying pressure to stem. Pull other parts from stem.
3. Soak parts and body in hot, soapy water for 2-3 minutes.
4. Using a brush, scrub parts and body.
5. Rinse with fresh hot water.
6. Reassemble upper assembly in reverse of dismantling. O-Rings should be lightly lubricated with Dow Corning 111 food grade lubricant or the equivalent.
7. Screw upper assembly back onto body. Hand tighten only.

tomlinson[®]