

Radial Symmetry from Nature

ANDY GOLDSWORTHY



**Grades
6-7-8**

**Due May 15,
via email.**

ANDY GOLDSWORTHY is ...

AN ARTIST : SCULPTOR

and a PHOTOGRAPHER



Andy Goldsworthy is a British sculptor, he is known for his sculpture and photography. He is famous not only because of his work *with* nature but also his work *in* nature, as he believes that nature is not separate from us, but in fact, we are nature *ourselves*. Each art piece he creates in nature is photographed !




WATCH MORE ABOUT ANDY
GOLDSWORTHY AND HOW
HE WORKS ...




<https://www.youtube.com/watch?v=fIQKZghtyiY>



Andy Goldsworthy finds natural objects to create sculptures out of doors. Sometimes they are sticks or rocks, sometimes they are even icicles! He takes photographs of his sculptures because often it disappears or changes as the weather affects it, or might even float away. Andy uses radial design as a main theme to his work. Radial designs are designs that are created in a circular shape. Concentrate on the center and work your way to the outer edges in each of these pieces he created in nature. How do they make you feel ?



These are some beautiful radial symmetry designs from objects in nature. The last one is pretty amazing, isn't it? Look at the radial design in the web that a little spider created!

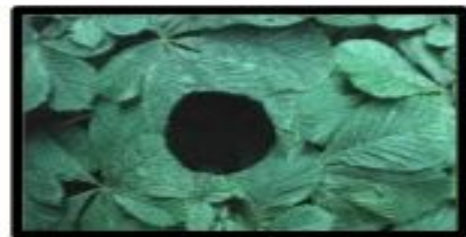


What do we know about Andy Goldsworthy?

**ANDY
GOLDSWORTHY**
uses natural
objects to
create his Art.



- Can you name some of the following natural objects?



Radial Designs using Natural Objects





Radial symmetry is found in both natural and human-made objects.



Radial Symmetry in Art, Math, and




Natural Objects



Examples of radial symmetry in nature



Your art assignment : is to go outside on a nice day (or even a rainy one!) Try to think like Andy Goldsworthy, look for little sticks, pine cones, rocks, leaves, etc. and create a radial design. It can stay out in your yard and you will have some yard art! If you are unable to go outside you can also make radial designs from objects in your house....can you guess what the one on the right is made from?



Here are some more ideas....what's in your yard that you could make a Radial Design from? Share a photo of your radial design and turn in photo as your completed artwork by MAY 15 VIA EMAIL !




PHOTOGRAPH YOUR RADIAL DESIGN FROM ABOVE USE, iPad or iPhone or Camera, save your photo and turn in as your completed work. Please don't destroy nature, use what you can find already on the ground.

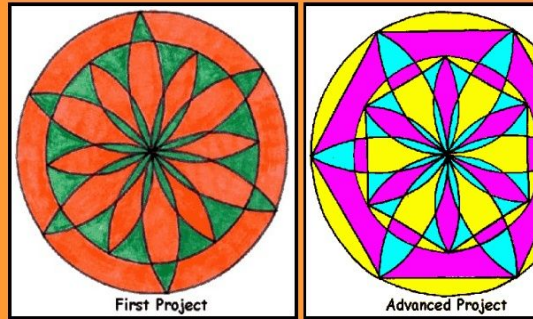
Examples of radial symmetry



Radial symmetry designs may be round.



Human-Made Objects



Student Work




Use colored pencils, markers, or paint to color each piece exactly the same.

















Photograph your
natural radial design
and turn in via e-mail by
May 15 or before.

Thank You !

Have Fun making Art !